


SHIMANO

1987 REPAIR MANUAL

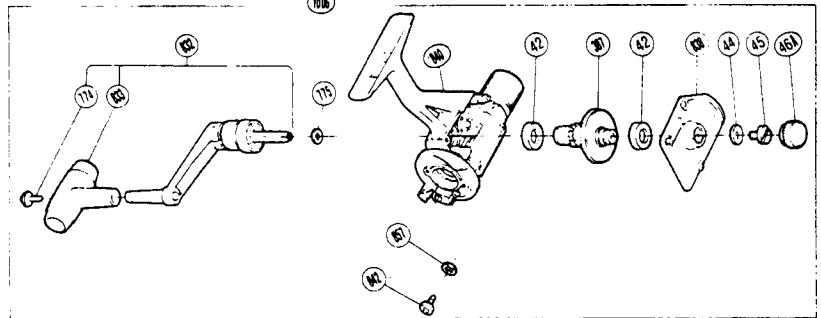
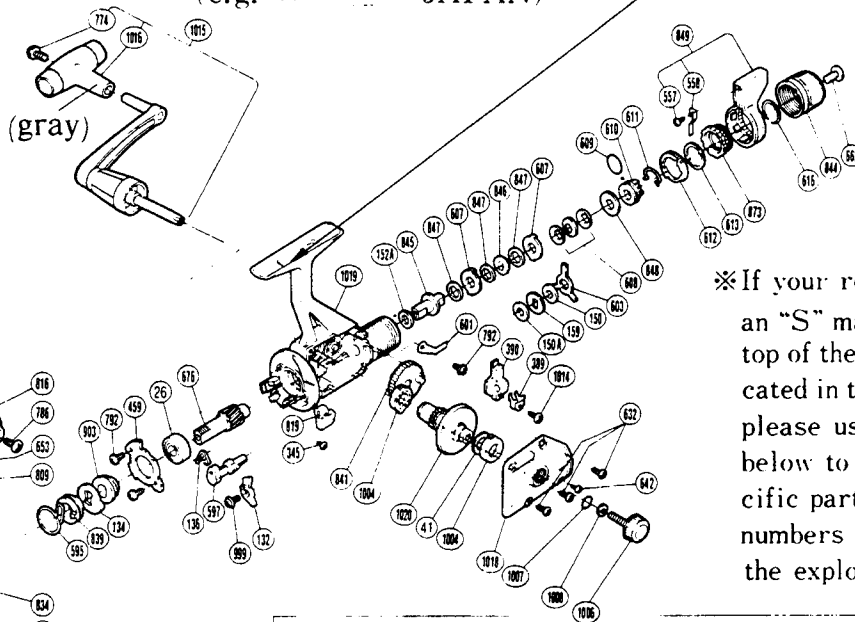
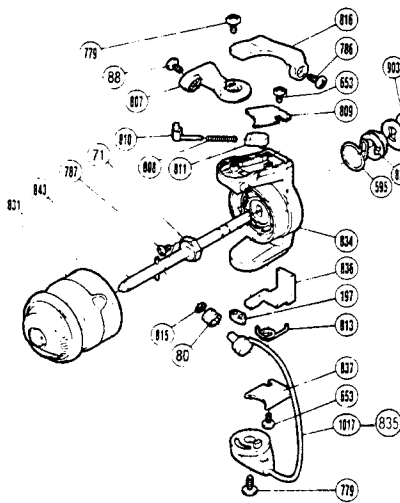
Shimano American Corporation, One Shimano Dr.
Irvine, CA 92718

※ Please look here for "S" mark here
(e.g. 87^S KB.-JAPAN)

TO ORDER:
This reel belongs to the "Rear Drag" series.
Please order parts using the abbreviation
"RD" and the part number.



EXPLODED PARTS VIEW
TX130 Plus



※ If your reel does not have an "S" mark molded on the top of the reel foot as indicated in the exploded view, please use the parts view below to order these specific parts. All other parts numbers are as shown in the exploded view.

PART # DESCRIPTION

26.	Ball Bearing
41.	Drive Gear Washer
42.	Bushing
44.	Handle Lock Washer
45.	Handle Lock Screw (Originally 796)
46A.	Handle Screw Cap
71.	Rotor Nut
80.	Line Roller
88.	Line Roller Screw (orig. 806)
132.	Anti-Reverse Pawl
134.	Anti-Reverse Ratchet
136.	Anti-Reverse Cam Spring
150.	Drag Washer "C,"
150A.	Drag Washer "C ₂ "
152A.	Drag Washer "D ₂ "
159.	Click Gear
197.	Bail Trip Slide Cam
345.	Anti-Reverse Lever Screw
363.	Slider Retainer Screw
387.	Drive Gear
389.	Oscillating Slider Retainer
390.	Oscillating Slider
459.	Bearing Retainer
557.	Fightin' Drag Click Screw
558.	Fightin' Drag Click
595.	Anti-Reverse Pawl Spring
597.	Anti-Reverse Cam
601.	Drag Click
603.	Eared Washer "Bf"
607.	Eared Washer "B"
608.	Coned Disc Springs
609.	"O" Ring
610.	Pressure Screw

PART # DESCRIPTION

611.	Hold Click Spring
612.	Lever Click Gear
613.	Fightin' Pressure Screw Washer
616.	Lever Hold Spring
632.	Side Cover Screw A
642.	Side Cover Screw B
653.	Bail Trip Cover Screw
682.	Drag Programmer Screw
676.	Pinion Gear
774.	Handle Knob Screw
775.	Handle Lock Spacer
779.	Bail Trip Cam Screw
786.	Trigger Screw
787.	Nut Lock Screw
792.	Multi Purpose Screw
807.	Bail Arm
808.	Bail Spring
809.	Bail Spring Cover
810.	Bail Spring Guide A
811.	Bail Spring Guide B
813.	Lever Spring
815.	Line Roller Washer
816.	Quick-Fire II Trigger
819.	Anti-Reverse Lever
831.	Spool Assembly (Universal)
832.	Handle
833.	Handle Knob
834.	Rotor
835.	Bail Assembly
836.	Bail Trip Lever
837.	Bail Trip Cover
838.	Side Cover
839.	Anti-Reverse Spring Holder

PART # DESCRIPTION PRICE

840.	Body	4.95
841.	Oscillating Gear	.50
842.	Anti-Reverse Pawl Screw	.40
843.	Main Shaft	1.00
844.	Drag Programmer	1.25
845.	Drag Shaft	.40
846.	Key Washer "A"	.15
847.	Drag Washer "H,"	.15
848.	Drag Spring Washer "A"	.15
849.	Fightin' Drag Lever	1.40
857.	Anti-Reverse Pawl Spacer	.15
873.	Fightin' Pressure Screw	.35
903.	Pinion Spacer	.40
999.	Anti-Reverse Pawl Screw ("S" Version)	.15
1004.	Bushing ("S" Version)	.35
1006.	Handle Screw Cap ("S" Version)	.75
1007.	Lock Washer Retainer ("S" Version)	.15
1008.	Handle Lock Washer ("S" Version)	.15
1014.	Slider Retainer Screw ("S" Version)	.15
1015.	Handle Assembly ("S" Version)	3.95
1016.	Handle Knob ("S" Version)	.50
1017.	Bail Assembly ("S" Version)	2.25
1018.	Side Cover ("S" Version)	1.80
1019.	Body ("S" Version)	5.50
1020.	Drive Gear ("S" Version)	1.15